



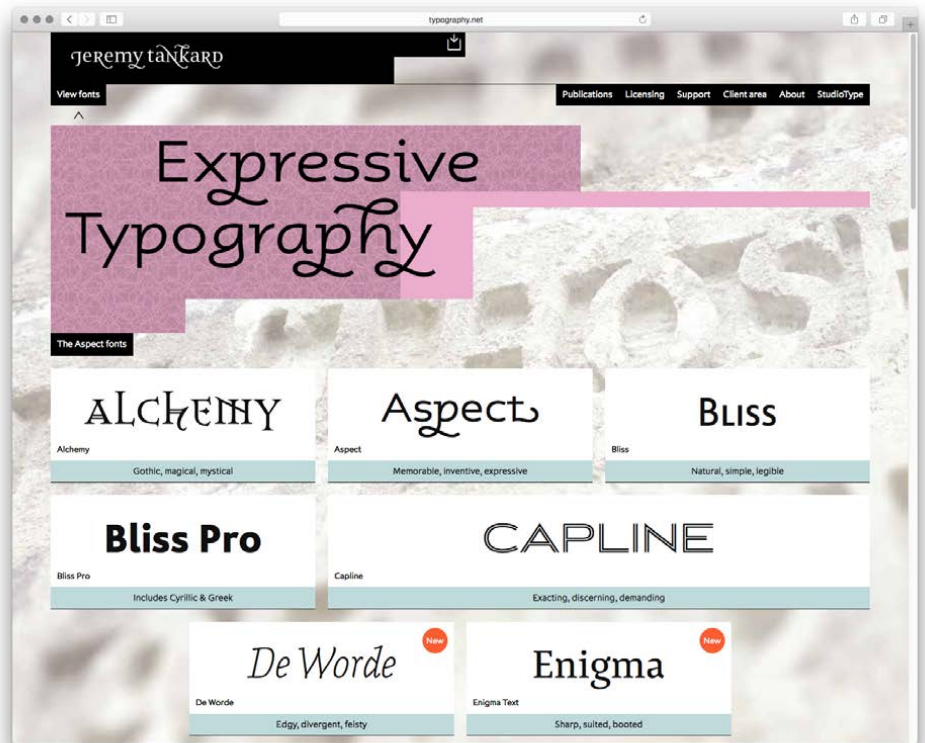
## All change

We're incredibly excited and proud to show you the redesign of typography.net. This has been developed over an exhausting couple of years and we hope you love it as much as we do.

None of this would be possible without the amazing work of Brian Jones ([Jones Lafuente](#)), Matt Shearing and Andrew Armitage ([A Digital](#)), Rob Jinman ([Recursive Loop](#)), Alistair Hall ([We Made This](#)), Paul Finn ([Fitzroy & Finn](#)), and Daren Cook ([Daren Cook Design](#)). We could go on, but that would be too much like the Oscars. Safe to say that many people have been involved along the way.

## Butterfly effect

As is so often the case – small changes and tweaks have larger repercussions down the line. What began as an alteration in the company name and a new advertising style, snowballed. It's been a mammoth task involving not only commissioning bespoke software but also pushing how we showcase our type using today's ever-changing technologies.



The new home page at typography.net on desktop and mobile

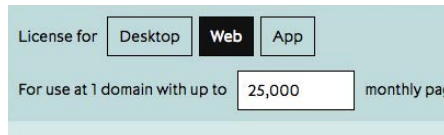


Huge attention has been given to creating a website that is responsive and easy to use. An important consideration was to make sure that all the site's functionality was fully available across all devices allowing for seamless browsing and testing.

We understand that type is an investment, and over recent years we've become increasingly aware, and sympathetic, to your needs as users of our type. Core to the redesign was allowing you to make better informed choices more easily; as a result you can now buy what you want, and explore the designs more fully through several easily accessible options.



Desktop licensing selected



Webfont licensing selected

## 1. Different uses

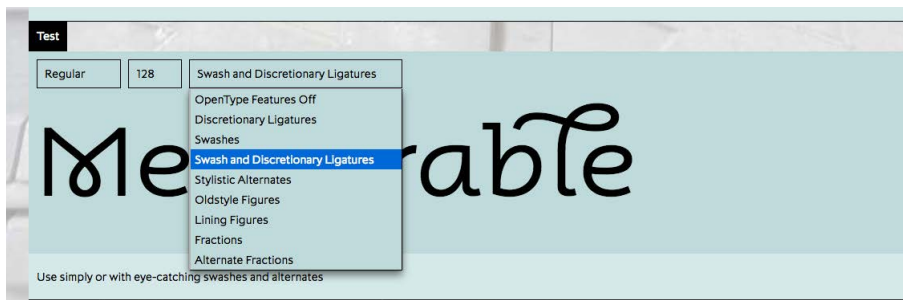
Now you can license our fonts for Web and App as well as Desktop use. Just click on the whichever license you need at the top of the font showings. The costs update as you make your choices.



Select the family pack or any single font

## 2. Single fonts

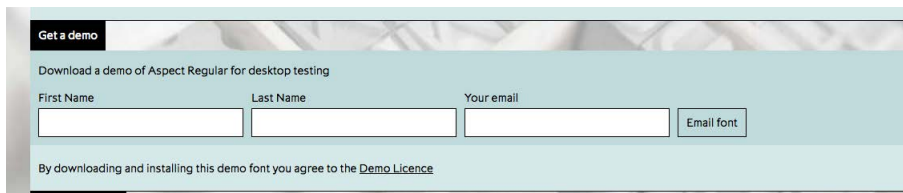
You can license a family as well as single fonts, or cherry pick a few and benefit from massive additional savings. Just click on the font tile to add it to your order.



Change the text, weight, size and apply OpenType features

## 3. Power testing

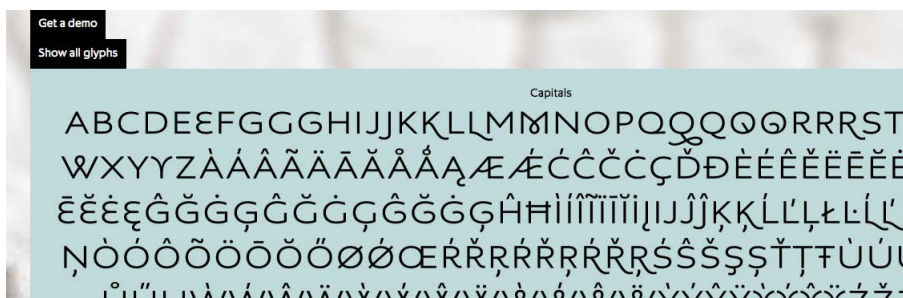
A simple in-browser font tester that's packed with power. You can test all our fonts and select advanced OpenType features to explore what the font can do. From elegant small caps to eye-catching swashes, just click Test to open the panel and away you go.



Enter your name and email to receive a demo font

## 4. Want more?

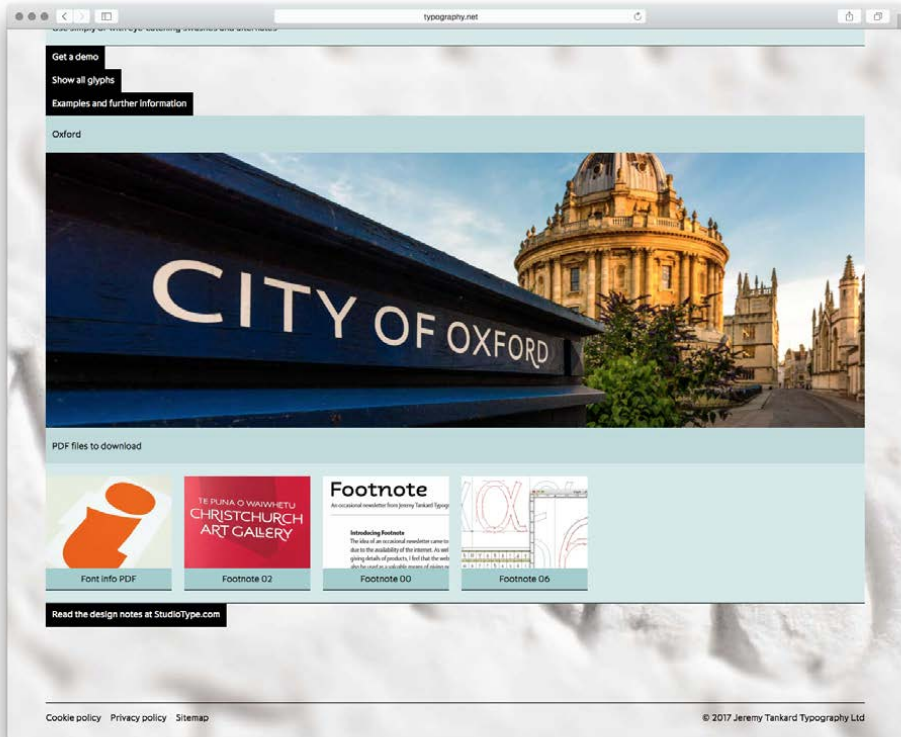
Chances are that the ability to test the fonts on our site is not enough for you. So now you can download demo fonts. Our demo fonts are fully featured and built on demand for you from the master files. They carry a watermark across a percentage of the glyph set and are licensed for evaluation purposes only. Just complete the fields and click Email font.



A clear view of what the font contains

## 5. What's in the font

For a quick overview of the entire glyph set click Show all glyphs. This feature exists as a summary of what's in the font, as such we only show a single weight.



Large pictures show the type up close or up big

## 6. Examples and further information

Click on this to open a panel and see various uses of the types. It's difficult to find examples and we often rely on your generosity to tell us how you've used our types to enhance your work. We love to see the results and are grateful for any heads up, so if you do have any photographs of our types in use, please send them over to [info@typography.net](mailto:info@typography.net).

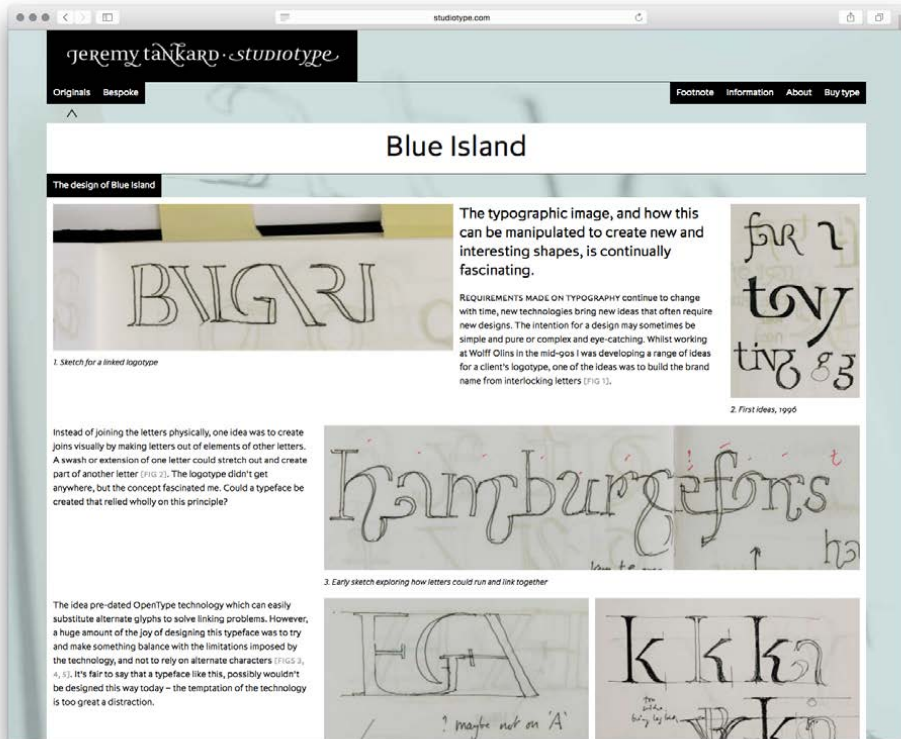
There are PDF files to download including Font info and specific issues of Footnote.



Read the design notes and discover what's behind the type

## 7. Read the design notes

This last button appears under Examples and further information. It takes you to the types's design development page at studiotype.com where you can read the story behind the type. Some of the stories are small, others are big. Take a look and see what goes into the design of a typeface.



Some of the development sketches at the heart of Blue Island, our typeface designed for the Adobe Originals collection, 1999



Notes on the design of Corbel for Microsoft, 2007

## StudioType

Inspired by the artisan concept of Studio Glass and Studio Pottery, we felt our unique approach, commitment, and passion was best given its own space; hence StudioType. We've placed the stories behind our original types here, together with those of our commissioned bespoke work. It is the design studio.

To help tell their stories we've opened our archive, and photographed sketchbooks and development work to give an insight to all our type designs. Where possible a list of books and references are given so you can dig a little deeper, if the mood takes you.